

Reliable

Model A Relief Valve

UL Listed
FM Approved

Product Description


The Model A relief valve is UL Listed and FM Approved as a fire protection system pressure relief valve for installation in accordance with NFPA 13 and FM Property Loss Prevention Data Sheets. The Model A relief valve is available factory-set at the following nominal operating pressures: 175 psi (12 bar), 185 psi (13 bar), 210 psi (14 bar), 260 psi (18 bar), or 310 psi (21 bar).

Application

The Model A relief valve is intended for use to relieve excess pressure from fire protection systems due to thermal expansion and is also intended for installation downstream of pressure reducing valves. The Model A relief valve is UL Listed and FM Approved to operate between 95% and 105% of the nominal operating pressure. Select a relief valve with a nominal operating pressure up to 10 psi (0.7 bar) in excess of the maximum system pressure to avoid operation under normal system pressures.

Installation

The Model A relief valve must be installed in accordance with NFPA 13, NFPA 20, and FM Property Loss Prevention Data Sheets as well as the requirements of any authorities having jurisdiction. PTFE-based thread seal tape should be applied to the male pipe threads of the Model A relief valve; the Model A relief valve should then be installed in a 1/2-inch NPT or ISO 7-1 R1/2 threaded outlet or fitting on the sprinkler system. Tighten the Model A relief valve using a smooth jaw wrench applied to the flat sides of the relief valve. Recommended installation torque is 8 to 18 lb-ft (11 to 24 n-m). The 1/2-inch NPT or ISO 7-1 R1/2 outlet from the Model A relief valve should be piped to a location where high pressure water flow will not cause injury or damage.



Maintenance

Model A relief valve must be maintained in accordance with the requirements of NFPA 25.

Listings and Approvals

UL Listed to ANSI/UL 1478A Pressure Relief Valves for Sprinkler Systems

FM Approved to Approval Standard for Trim Water Pressure Relief Valves, Class No. 1359

Ordering Information

Specify:

Model A Relief Valve Nominal Operating Pressure

- 175 psi (12 bar)
- 185 psi (13 bar)
- 210 psi (14 bar)
- 260 psi (18 bar)
- 310 psi (21 bar)

Threads

- 1/2" NPT
- ISO 7-1 R1/2

Model A Relief Valve Ports and Dimensions

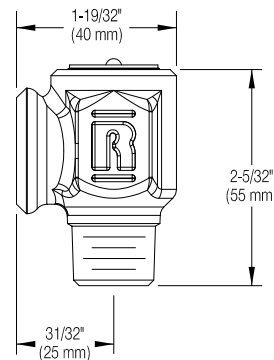
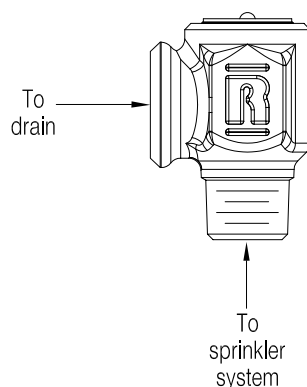


Figure 1