



Model G Series Standard-Response Sprinklers

Features

- Standard coverage, standard-response sprinklers
- Upright, pendent, horizontal sidewall, and vertical sidewall deflectors
- Robust solder capsule thermal element
- Available in a wide variety of finishes

Product Description

Reliable Model G Series sprinklers are standard-response standard spray automatic sprinklers using a solder capsule thermal element. The solder is captured in the cylinder of the capsule by a stainless steel ball. When the solder melts, the ball moves into the cylinder allowing the thermal element to fall away from the sprinkler. When this occurs, the compressed strut and lever spring free from the sprinkler. System pressure then clears the waterway of all operating parts allowing the deflector to evenly distribute water.

Pendent and horizontal sidewall sprinklers may be installed exposed or surface mounted using escutcheons such as the Reliable Models B, C, or HB (reference Technical Bulletin 204).

When installed recessed, the Model G Series sprinklers are specifically listed with and may only be installed with listed Reliable escutcheons. Refer to the technical information on the following pages for specific listings for recessed installations and Figures 6 and 7 for dimensional information.

Important! Reliable fire sprinklers must be handled, stored, and installed in accordance with the guidelines in Caution Sheet 310 and this bulletin. Failure to follow these instructions may result in unintended operation or nonoperation of the fire protection system.



Upright



Pendent

Note: Not all versions of the product are shown.

When fitted with an approved water shield, these sprinklers may be considered intermediate sprinklers for use in racks, below grated walkways, and other areas where intermediate level sprinklers are required.

Sprinkler Summary

Table A

Model	K-Factor gpm/psi ^{1/2} (lpm/bar ^{1/2})	Listings & Approvals	Threads	Sprinkler Identification Number (SIN)
G Upright	2.8 (40)	UL, FM	1/2" NPT, ISO 7-R1/2	R1021
	4.2 (60)	UL	1/2" NPT, ISO 7-R1/2	R1023
	5.6 (80)	UL, FM, LPCB, EC, UKCA	1/2" NPT, ISO 7-R1/2	R1025
	8.0 (115)	UL, FM	1/2" NPT, ISO 7-R1/2	R1026
	8.0 (115)	UL, FM, LPCB, EC, UKCA	3/4" NPT, ISO 7-R3/4	R1027
G Upright Intermediate	5.6 (80)	UL, FM	1/2" NPT, ISO 7-R1/2	R1425
	8.0 (115)	UL, FM	3/4" NPT, ISO 7-R3/4	R1427
G Pendent	2.8 (40)	UL, FM	1/2" NPT, ISO 7-R1/2	R1011
	4.2 (60)	UL	1/2" NPT, ISO 7-R1/2	R1013
	5.6 (80)	UL, FM	1/2" NPT, ISO 7-R1/2	R1015
	8.0 (115)	UL, FM, LPCB, EC, UKCA	3/4" NPT, ISO 7-R3/4	R1017
G Horizontal Sidewall	2.8 (40)	UL	1/2" NPT, ISO 7-R1/2	R1231
	4.2 (60)	UL	1/2" NPT, ISO 7-R1/2	R1233
	5.6 (80)	UL, FM, LPCB	1/2" NPT, ISO 7-R1/2	R1235
	8.0 (115)	UL	1/2" NPT, ISO 7-R1/2	R1236
	8.0 (115)	UL	3/4" NPT, ISO 7-R3/4	R1237
G Vertical Sidewall	5.6 (80)	FM, LPCB, EC, UKCA	1/2" NPT, ISO 7-R1/2	R1285

Model G Upright Sprinkler

Technical Specifications

Style: Upright

Threads: (see Table B)

Nominal K-Factor: (See Table B)

Max. Working Pressure:
175 psi (12 bar)

Material Specifications

Thermal Sensor: Solder capsule

Sprinkler Frame: Brass Alloy

Cap: Bronze Alloy with PTFE

Load Screw: Brass Alloy

Deflector: Brass Alloy

Sprinkler Finishes

(See Table F)

Sensitivity

Standard response

Temperature Ratings

135°F (57°C)

165°F (74°C)

212°F (100°C)

286°F (141°C)

Guards & Shields

D-1 Guard (UL)

C-1 Guard (FM)

C-3 Guard with Shield (UL, FM on R1025, R1026, and R1027 only)

Sprinkler Wrench

Model W2

Listings and Approvals

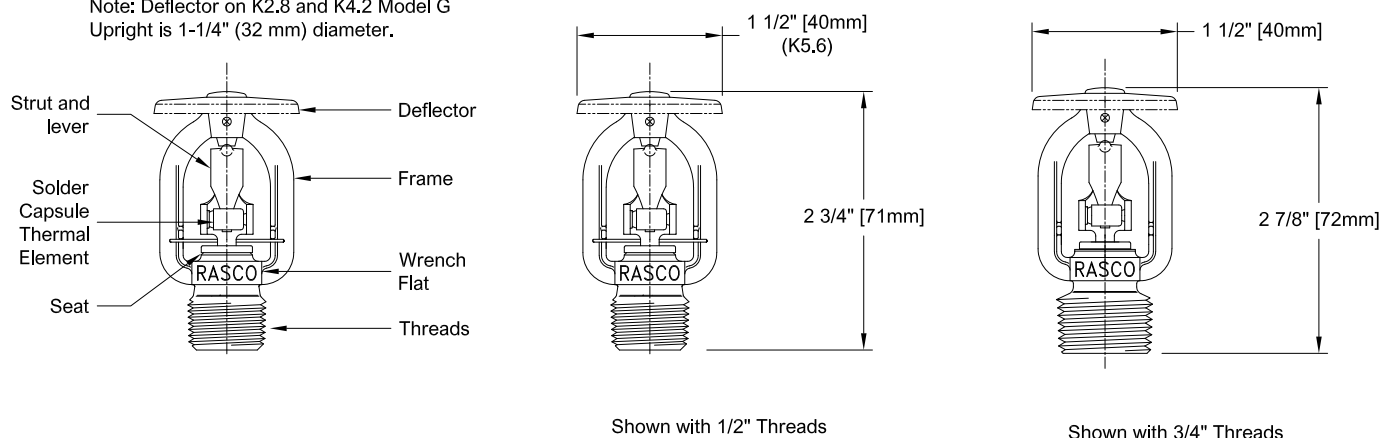
(See Table B)



Model G Upright Sprinkler Components and Dimensions

Figure 1

Note: Deflector on K2.8 and K4.2 Model G Upright is 1-1/4" (32 mm) diameter.



Model G Upright Sprinklers

Table B

SIN	K-factor (US)	K-factor (Metric)	Threads	Approvals
R1021	2.8	40	1/2" NPT, ISO 7-R1/2	UL, FM
R1023	4.2	60	1/2" NPT, ISO 7-R1/2	UL
R1025	5.6	80	1/2" NPT, ISO 7-R1/2	UL, FM, LPCB, EC: 1438-CPR-0053 UKCA: 0832-UKCA-CPR-S5104
R1026	8.0	115	1/2" NPT, ISO 7-R1/2	UL, FM
R1027	8.0	115	3/4" NPT, ISO 7-R3/4	UL, FM, LPCB, EC: 1438-CPR-0053 UKCA: 0832-UKCA-CPR-S5104

Model G Intermediate Upright Sprinkler

Technical Specifications

Style: Intermediate Upright
Threads: (See Table C)
Nominal K-Factor: (See Table C)
Max. Working Pressure:
 175 psi (12 bar)

Material Specifications

Thermal Sensor: Solder Capsule
Sprinkler Frame: Brass Alloy
Cap: Bronze Alloy with PTFE
Load Screw: Brass Alloy
Deflector: Brass Alloy

Sprinkler Finishes

Bronze (Only)

Sensitivity

Standard response

Temperature Ratings

135°F (57°C)
 165°F (74°C)
 212°F (100°C)
 286°F (141°C)

Guards & Shields

Factory Water Shield (cULus, FM)

Sprinkler Wrenches

Model W2

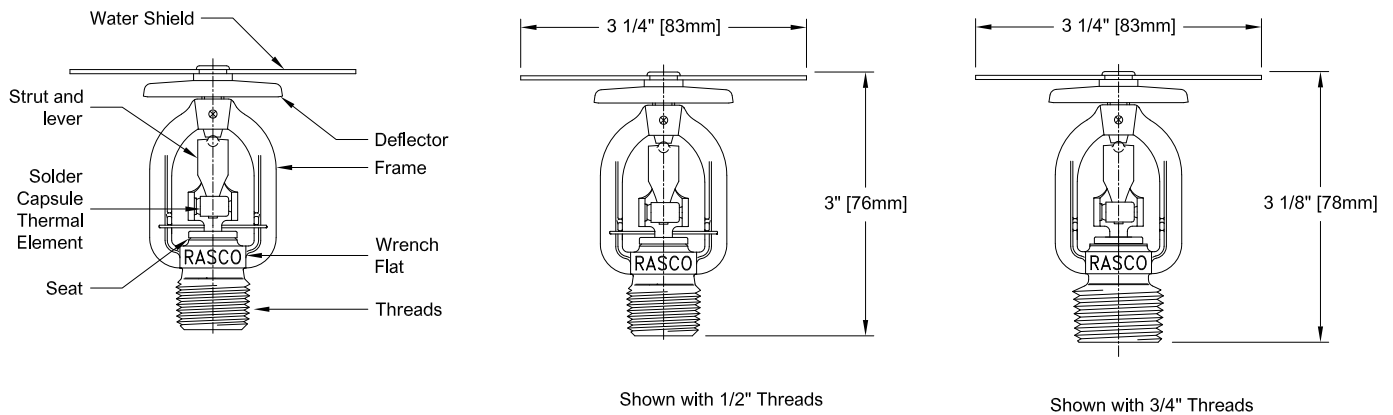
Listings and Approvals

(See Table C)



Model G Intermediate Upright Sprinkler Components and Dimensions

Figure 2



Model G Intermediate Upright Sprinklers

Table C

SIN	K-factor (US)	K-factor (Metric)	Threads	Approvals
R1425	5.60	80	1/2" NPT, ISO 7-R1/2	UL, FM
R1427	8.00	115	3/4" NPT, ISO 7-R3/4	UL, FM

Model G Pendent Sprinkler

Technical Specifications

Style:

Pendent
Recessed Pendent

Threads: (See Table D)

Nominal K-Factor: (See Table D)

Max. Working Pressure:
175 psi (12 bar)

Material Specifications

Thermal Sensor: Solder Capsule

Sprinkler Frame: Brass Alloy

Cap: Bronze Alloy with PTFE

Load Screw: Brass Alloy

Deflector: Brass Alloy

Sprinkler Finishes

(See Table F)

Sensitivity

Standard response

Temperature Ratings

135°F (57°C)

165°F (74°C)

212°F (100°C)

286°F (141°C)⁽¹⁾

Recessed Escutcheons

G (cULus, all SIN)

G (FM, SIN R1015 only)⁽²⁾

F1 (cULus, all SIN)

F1 (LPCB, SIN R1015 only)

Guards & Shields⁽³⁾

D-1 Guard (UL)

D-5 Guard and Shield (UL, R1015 and R1017)

C-1 Guard (FM)

C-5 Guard with Shield (FM on R1015 and R1017 only)

S-1 (1/2") Shield (cULus, FM, R1015 only)

S-2 (3/4") Shield (cULus, FM, R1017 only)

Sprinkler Wrenches

Model W2 (non-recessed pendent)

Model RC1 (recessed pendent)

Listings and Approvals

(See Table D)

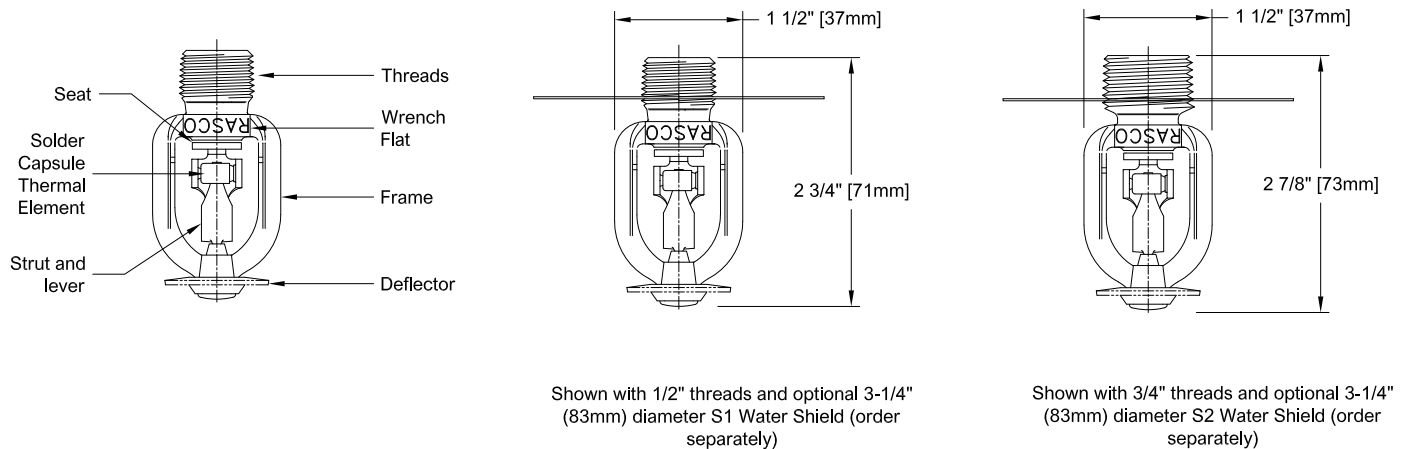


Notes:

- 286°F (141°C) temperature rated sprinklers not approved for recessed installations.
- FM Approval of Model G Recessed sprinkler for ordinary and extra hazard occupancies is limited to wet pipe systems only.
- Not suitable for recessed installations.

Model G Pendent Sprinkler Components and Dimensions

Figure 3



Model G Pendent Sprinklers

Table D

SIN	K-factor (US)	K-factor (Metric)	Threads	Approvals
R1011	2.8	40	1/2" NPT, ISO 7-R1/2	UL, FM
R1013	4.2	60	1/2" NPT, ISO 7-R1/2	UL
R1015	5.6	80	1/2" NPT, ISO 7-R1/2	UL, FM
R1017	8.0	115	3/4" NPT, ISO 7-R3/4	UL, FM, LPCB, EC: 1438-CPR-0053 UKCA: 0832-UKCA-CPR-S5104

Model G Horizontal Sidewall Sprinkler

Technical Specifications

Style: Horizontal Sidewall
Threads: (See Table E)
Nominal K-Factor: See Table E
Max. Working Pressure:
 175 psi (12 bar)

Material Specifications

Thermal Sensor: Solder Capsule
Sprinkler Frame: Brass Alloy
Cap: Bronze Alloy with PTFE
Load Screw: Brass Alloy
Deflector: Brass Alloy

Sprinkler Finishes

(See Table F)

Sensitivity

Standard response

Temperature Ratings

135°F (57°C)
 165°F (74°C)
 212°F (100°C)
 286°F (141°C)

Recessed Escutcheons⁽¹⁾⁽²⁾

F1 (UL)

Guards & Shields⁽³⁾


D-1 Guard (UL, all SIN)
 C-1 Guard (FM, SIN R1235 only)

Sprinkler Wrenches

Model W2 (non-recessed sidewall)
 Model RC-1 (recessed sidewall)

Listings and Approvals⁽⁴⁾

(See Table E)

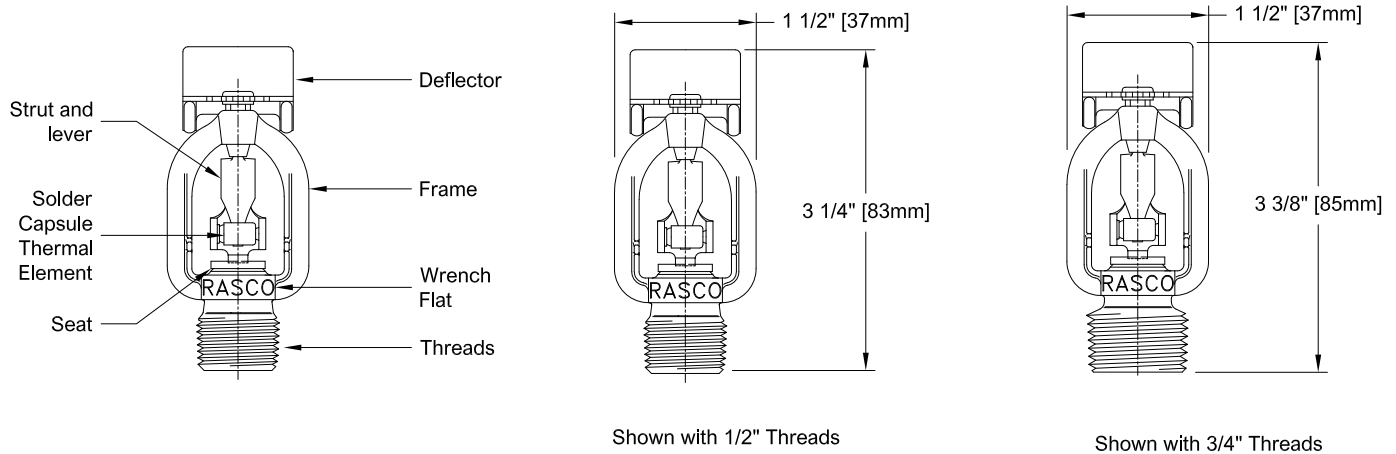


Notes:

1. Listed for use with 135°F (57°C) temperature rated sprinkler only.
2. Listed for Light Hazard ONLY when installed recessed.
3. Not suitable for recessed horizontal sidewall installations.
4. Listed for light hazard only, except for SIN R1235 is cULus Listed for ordinary hazard when exposed or surface mounted.

Model G Horizontal Sidewall Sprinkler Components and Dimensions

Figure 4



Note: Please refer to Figure 7 for recessed installation.

Model G Horizontal Sidewall Sprinklers

Table E

SIN	K-factor (US)	K-factor (Metric)	Threads	Approvals
R1231	2.8	40	1/2" NPT, ISO 7-R1/2	UL
R1233	4.2	60	1/2" NPT, ISO 7-R1/2	UL
R1235	5.6	80	1/2" NPT, ISO 7-R1/2	UL, FM, LPCB
R1236	8.0	115	1/2" NPT, ISO 7-R1/2	UL
R1237	8.0	115	3/4" NPT, ISO 7-R3/4	UL

Technical Specifications

Style:

Upright Vertical Sidewall
Pendent Vertical Sidewall

Threads: 1/2" NPT or ISO 7-R1/2

Nominal K-Factor: 5.6 (80 metric)

Max. Working Pressure: 175 psi (12 bar)

Material Specifications

Thermal Sensor: Solder Capsule

Sprinkler Frame: Brass Alloy

Cap: Bronze Alloy with PTFE

Load Screw: Brass Alloy

Deflector: Brass Alloy

Sprinkler Finishes

(See Table F)

Sensitivity

Standard response

Temperature Ratings

135°F (57°C)

165°F (74°C)

212°F (100°C)

286°F (141°C)

Guards & Shields

C-1 Guard (FM)

Sprinkler Wrenches

Model W2

Listings and Approvals⁽¹⁾

FM Approved

LPCB

EC (1438-CP-0055)

UKCA: 0832-UKCA-CPR-S5104

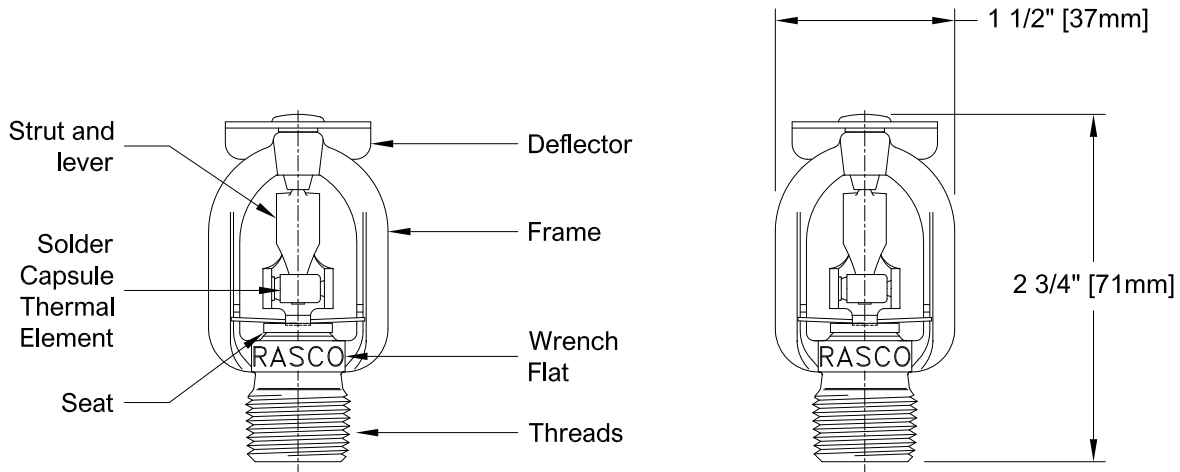


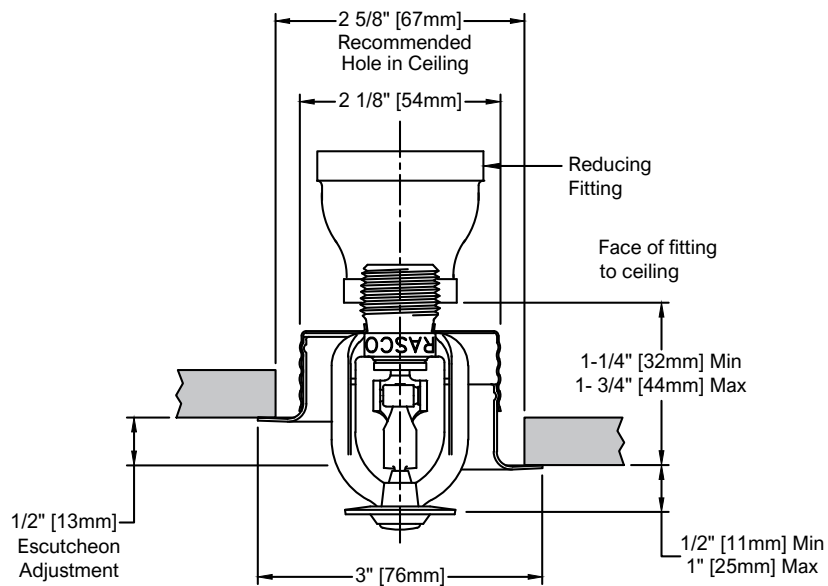
Notes:

1. Listed and approved for Light Hazard ONLY.

Model G Vertical Sprinkler Components and Dimensions

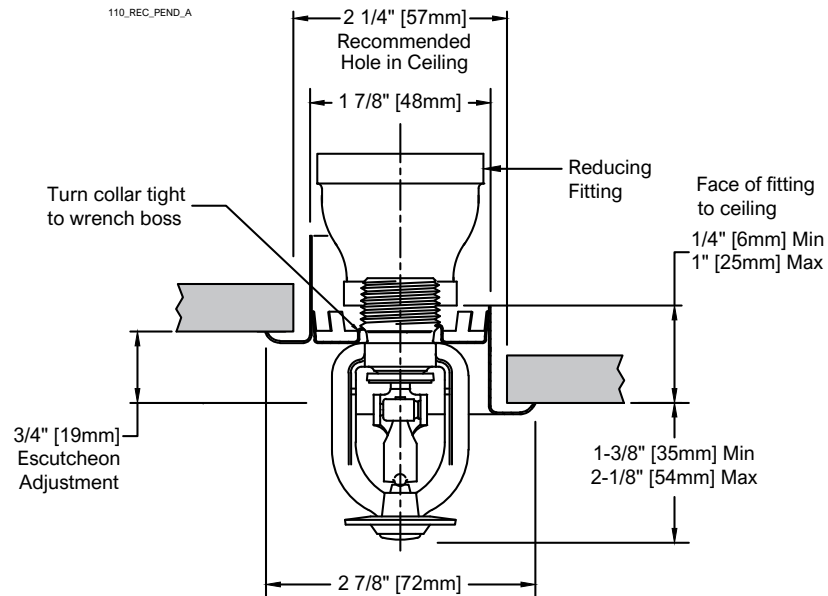
Figure 5

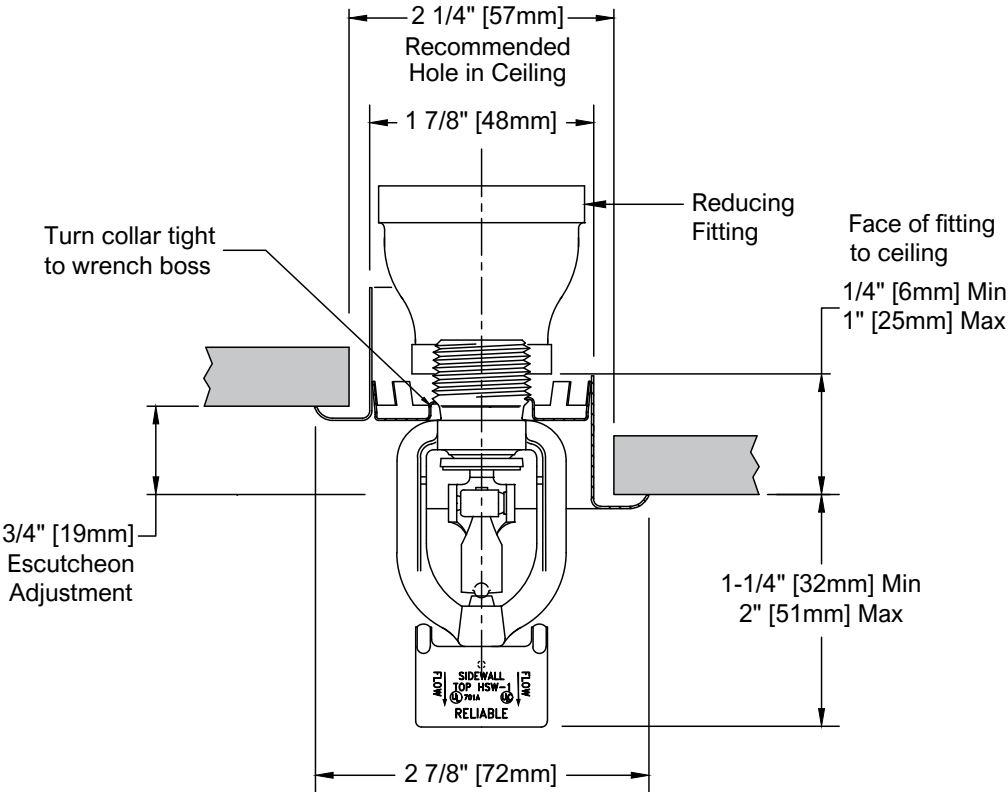




MODEL G RECESSED SPRINKLER

Note: Model G Recessed sprinklers utilizing vented cups may not be used where the pressure in the space above the ceiling is positive with respect to the protected area. Ensure that the openings around the sprinkler cup are unobstructed following installation.

MODEL G PENDENT SPRINKLER
WITH MODEL F1 RECESSED ESCUTCHEON



MODEL G HORIZONTAL SIDEWALL SPRINKLER
WITH MODEL F1 RECESSED ESCUTCHEON
(TOP VIEW)

110RECHSW



G Escutcheon



F1 Recessed

Wrenches



Model W2 (upright, pendent, sidewall)



Model RC1 (recessed)

Finishes⁽¹⁾⁽²⁾

Table F

Standard Finishes		Special Application Finishes	
Sprinkler	G and F1 Recessed Escutcheons	Sprinkler	G and F1 Recessed Escutcheons
Bronze	Brass	Bright Brass ⁽⁵⁾	Bright Brass
Chrome	Chrome	Satin Chrome	Satin Chrome
White Polyester ⁽³⁾⁽⁴⁾	White Polyester	Custom Color Polyester ⁽³⁾⁽⁴⁾	Custom Color Polyester
		Lead Plated ⁽⁶⁾⁽⁷⁾⁽⁹⁾	
		Wax Coated ⁽⁶⁾⁽⁷⁾⁽⁸⁾	
		Wax Over Lead ⁽⁶⁾⁽⁷⁾⁽⁸⁾⁽⁹⁾	

Notes:

- Other finishes and colors are available on special order. Consult your Reliable sales representative for details.
- Paint or any other coating applied over the factory finish will void all approvals and warranties.
- The Model G Recessed assembly consists of a sprinkler mounted in a galvanized steel cup with a finished trim ring.
- Only frame and deflector are coated, operating parts are chrome plated.
- For 212°F (100°C) maximum temperature rated sprinklers only.
- Not suitable for use with recessed installations.
- cULus Listed as corrosion resistant.
- Clear wax used on ordinary temperature rated sprinklers; brown wax used on intermediate temperature rated sprinklers. Brown wax may be used on high temperature rated sprinklers where the ambient temperature does not exceed 150°F (66°C).
- Not suitable for use on the 5.6K pendent (R1015).

Maintenance

Reliable Model G series sprinklers should be inspected and the sprinkler system maintained in accordance with NFPA 25, as well as the requirements of any authorities having jurisdiction.

Prior to installation, sprinklers should remain in the original cartons and packaging until used. This will minimize the potential for damage to sprinklers that could cause improper operation or non-operation.

Do not clean sprinklers with soap and water, ammonia liquid or any other cleaning fluids. Remove dust by gentle vacuuming without touching the sprinkler.

Replace any sprinkler which has been painted (other than factory applied). A stock of spare sprinklers should be maintained to allow quick replacement of damaged or operated sprinklers. Failure to properly maintain sprinklers may result in inadvertent operation or non-operation during a fire event.

Application

Model G Series standard spray upright and pendent sprinklers having K-factors of 5.6 (80) and higher are permitted to be used in all occupancy classifications and building construction types unless otherwise noted.

Model G Series standard spray upright and pendent sprinklers having K-factors less than 5.6 (80) are limited to light hazard occupancies.

Model G Series sidewall sprinklers shall only be installed in light hazard occupancies with smooth, horizontal or sloped, flat ceilings unless otherwise noted.

Installation

Model G Series sprinklers must be installed in accordance with NFPA 13 and the requirements of all applicable authorities having jurisdiction

Model G Series sprinklers must be installed with the Reliable sprinkler installation wrench identified in this Bulletin. Any other wrench may damage the sprinkler. A leak tight sprinkler joint can be obtained with a torque of 8 to 18 lb-ft (11 - 24 N·m) for 1/2" sprinklers and a torque of 14-20 lb-ft (19 - 27 N·m) for 3/4" sprinklers after applying appropriate thread sealant.

Do not tighten sprinklers over the maximum recommended installation torque. Exceeding the maximum recommended installation torque may cause leakage or impairment of the sprinkler.

Guarantee

For the guarantee, terms, and conditions, visit www.reliablesprinkler.com.

Ordering Information

Specify the following when ordering:

Model

- G

Deflector/Orientation

- Upright
- Upright Intermediate
- Pendent
- G Recessed
- Horizontal Sidewall
- Vertical Sidewall

Temperature Rating

- See sprinkler technical specifications

Sprinkler Finish

- See Table F

Recessed Escutcheon*

- G
- F1

Escutcheon Finish

- See Table F

Sprinkler Wrench

- Model W2 (upright, non-recessed pendent, and sidewall)
- Model RC1 (recessed)

Guards and Shields

- See sprinkler technical specifications

***Note:** 286°F (141°C) sprinklers are not listed to be used recessed.