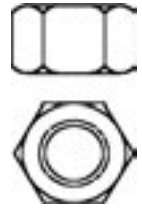


# Nuts, Washers, and Hardware

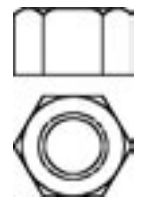
## Model #10 Regular Hex Nut



Part No.	Size	Finish*
0100025EG	1/4 UNC	EG
0100025PL	1/4 UNC	PL
0100037EG	3/8 UNC	EG
0100037PL	3/8 UNC	PL
0100050EG	1/2 UNC	EG
0100050PL	1/2 UNC	PL

Part No.	Size	Finish*
0100062EG	5/8 UNC	EG
0100062PL	5/8 UNC	PL
0100075EG	3/4 UNC	EG
0100075PL	3/4 UNC	PL
0100087EG	7/8 UNC	EG
0100087PL	7/8 UNC	PL

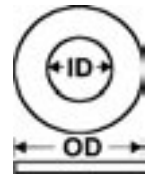
## Model #10H Heavy Duty Hex Nut



Part No.	Size	Finish*
010H0025EG	1/4 UNC	EG
010H0025PL	1/4 UNC	PL
010H0037EG	3/8 UNC	EG
010H0037PL	3/8 UNC	PL
010H0050EG	1/2 UNC	EG
010H0050PL	1/2 UNC	PL

Part No.	Size	Finish*
010H0062EG	5/8 UNC	EG
010H0062PL	5/8 UNC	PL
010H0075EG	3/4 UNC	EG
010H0075PL	3/4 UNC	PL
010H0087EG	7/8 UNC	EG
010H0087PL	7/8 UNC	PL

## Model #11 Round Flat Washer

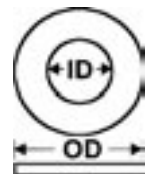


Part No.	Size	ID	OD	Finish*
0110025EG	1/4	5/16	3/4	EG
0110025PL	1/4	5/16	3/4	PL
0110037EG	3/8	7/16	1	EG
0110037PL	3/8	7/16	1	PL
0110050EG	1/2	9/16	1-3/8	EG
0110050PL	1/2	9/16	1-3/8	PL

Part No.	Size	ID	OD	Finish*
0110062EG	5/8	11/16	1-3/4	EG
0110062PL	5/8	11/16	1-3/4	PL
0110075EG	3/4	13/16	2	EG
0110075PL	3/4	13/16	2	PL
0110087EG	7/8	15/16	2-1/4	EG
0110087PL	7/8	15/16	2-1/4	PL

14

## Model #12 Fender Washer



Part No.	Size	ID	OD	Finish*
0120025EG	1/4	5/16	1-1/16	EG
0120037EG	3/8	7/16	1-1/2	EG
0120050EG	1/2	9/16	2	EG

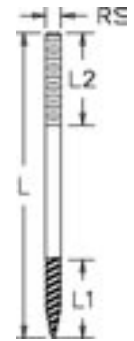


All dimensions are in inches unless otherwise noted.  
\*See page 2 for finish and material descriptions. All material is Carbon Steel unless otherwise noted.

# Nuts, Washers, and Hardware

## Model #41 Coach Screw Rod

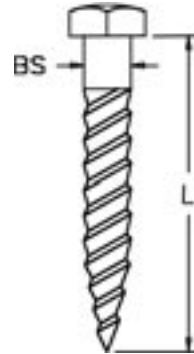
**APPLICATION:** Light duty hanger rod into wood structures.



Part No.	Rod Size RS	L	L1	L2	Max. Pipe Size	Max. Recom. Load (lbs.)	Finish*
0413704PL	3/8	4	1	2-1/8	2	390	PL
0413706PL	3/8	6	1-1/4	2-1/2	2	390	PL
0413708PL	3/8	8	2-1/2	2-1/2	2	390	PL
0413710PL	3/8	10	2-1/2	2-1/2	2	390	PL
0413712PL	3/8	12	2-1/2	2-1/2	2	390	PL
0415004PL	1/2	4	1	2-1/8	3	640	PL
0415006PL	1/2	6	1-1/4	2-1/2	3	640	PL
0415008PL	1/2	8	2-1/2	2-1/2	3	640	PL
0415010PL	1/2	10	2-1/2	2-1/2	3	640	PL
0415012PL	1/2	12	2-1/2	2-1/2	3	640	PL

## Model #42 Lag Screw

**APPLICATION:** Fastener for mounting various structural attachments onto wood.




Part No.	Bolt Size	L	Finish*
0422515EG	1/4	1-1/2	EG
0422520EG	1/4	2	EG
0423710EG	3/8	1	EG
0423715EG	3/8	1-1/2	EG
0423720EG	3/8	2	EG
0423725EG	3/8	2-1/2	EG
0423730EG	3/8	3	EG
0423740EG	3/8	4	EG
0425015EG	1/2	1-1/2	EG
0425020EG	1/2	2	EG
0425025EG	1/2	2-1/2	EG
0425030EG	1/2	3	EG
0425040EG	1/2	4	EG

## Model #43 Wood Drive Screw

**APPLICATION:** Light duty fastener for mounting various structural attachments onto wood.

**NOTE:** Install only in shear, never use under pull-out configuration.



Part No.	Size	Finish*
0431402EG	#14	EG
0431602EG	#16	EG

All dimensions are in inches unless otherwise noted.

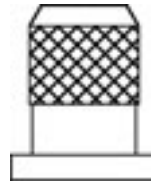
\*See page 2 for finish and material descriptions. All material is Carbon Steel unless otherwise noted.

# Nuts, Washers, and Hardware

## Model #100A Insert Nut

**NOTE:** Used with Model numbers 100, 101, 102, and 102A.

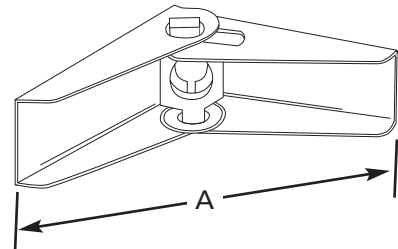
Part No.	Size	Finish*
100A0037EG	3/8	EG
100A0050EG	1/2	EG



## Model #145 Spring Toggle Wing

**APPLICATION:** Used with threaded rod in hollow wall applications.

Part No.	RS	Drill Hole Size	A	Finish*
1450037EG	3/8	1	3	EG
1450050EG	1/2	1-1/4	4-7/16	EG

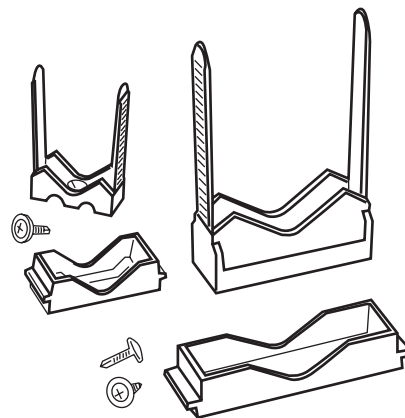


## Model #TPC Tube and Pipe Clamp

**APPLICATION:** To position pipe or tube in stud wall applications.

**NOTE:** Install the TPC with the CADDY® TSGB for an adjustable pipe bracket and clamping system.

Part No.	Description
TPC112	Tube and pipe clamp 3/8" thru 1-1/8"
TPC238	Tube and pipe clamp 5/8" thru 2-3/8"
TSGB16112	Kit – includes (50) TPC112 and (25) 16" adjustable screw gun brackets
TSGB24112	Kit – includes (50) TPC112 and (25) 24" adjustable screw gun brackets



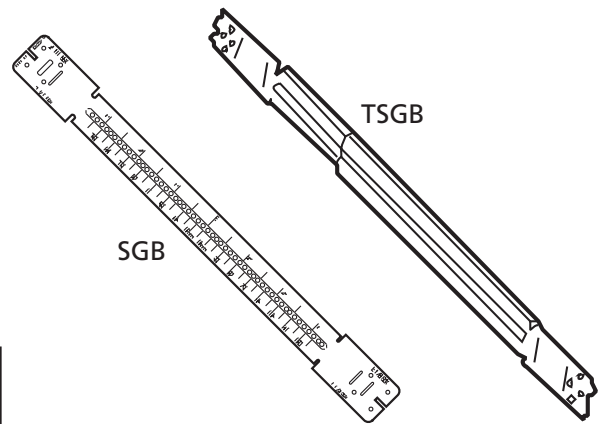
# Nuts, Washers, and Hardware

## Model #SGB & TSGB Screw Gun Box Bracket

**APPLICATION:** To support tube and pipe on face or inside of stud wall.

**NOTE:** SGB (preset): for studs 16" or 24" on center. Pilot holes allow for easy attachment of pipe/tube brackets or clamps.

TSGB (adjustable): for non-standard stud spacing.



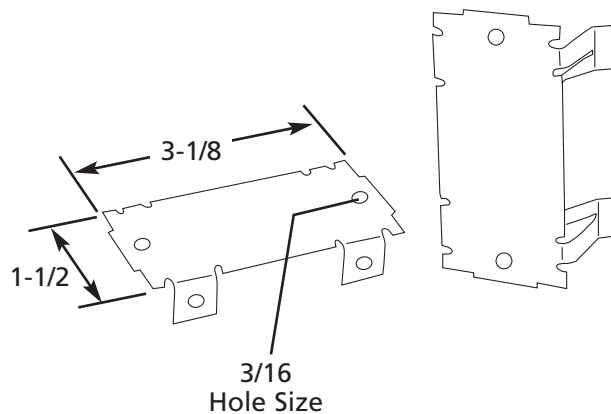
Part No.	Description	Stud Spacing	Finish*
SGB16A	Preset	16" OC	PG
SGB24A	Preset	24" OC	PG
TSGB16	Adjustable	11" to 18"	PG
TSGB24	Adjustable	17" to 26"	PG

## Model #304B2 Press-On Protection Plate

**APPLICATION:** Nail plate protection for wood and metal studs where no tools are required. Protects plumbing and fire protection piping.

**NOTE:** Holes on legs and surface of plate are provided to secure with nail or screw if desired.

**INSTALLATION ON DOUBLE STUD:** Break off legs, position two plates next to each other and nail or screw to stud.



Part No.	Material	Finish*
304B2	16 ga. steel	ZP

## Model #005 Nail Plate for Wood Studs

**APPLICATION:** Protects plumbing and fire protection piping in wood studs.

Part No.	Size	Material	Finish*
005275150PL	2-3/4" x 1-1/2"	16 ga. steel	PL
005325275PL	3-1/4" x 2-3/4"	16 ga. steel	PL
005550150PL	5-1/2" x 1-1/2"	16 ga. steel	PL



All dimensions are in inches unless otherwise noted.

\*See page 2 for finish and material descriptions. All material is Carbon Steel unless otherwise noted.

# Nuts, Washers, and Hardware

## Model #740 & 4H Hammer-On Pipe Sleeve Clips

**APPLICATION:** To position pipe sleeves and prevent movement during concrete pours.

Part No.	Fig. No.	Sleeve Diameter	Wall Thickness	Finish*
740	1	All	5/16" and under	ZP
740	1	2" - 6"	Schedule 40 pipe	ZP
4H58	2	6"	Schedule 80 pipe	ZP
4H58	2	8" - 10"	Schedule 40 pipe	ZP
4H58	2	9" - 14"	Schedule 80 pipe	ZP

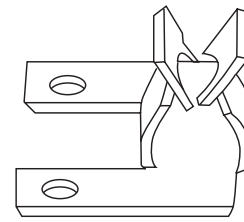


Fig. 1

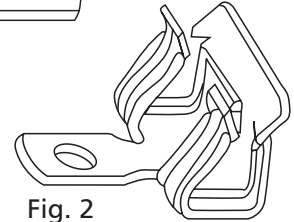


Fig. 2

## Model #ESG Easy Snap Grommet

**APPLICATION:** Provides 360° protection of plumbing and fire sprinkler plumbing in metal studs.

**NOTE:** Snap one grommet into standard 1-11/32" field punched hole, or snap two together into any shape factory punched hole.

Part No.	Fig. No.
ESG1	1
ESG1M	1
ESGP	2
ESGPM	2

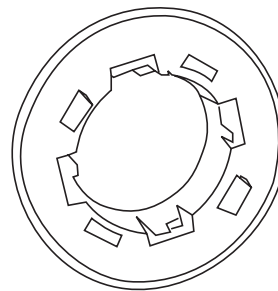


Fig. 1




Fig. 2

**NOTE:** Anti-rattle tabs in ESGP allow grommet to accommodate copper tubing from 1/2" to 1".

## Model #MSP Metal Stud Punch

**APPLICATION:** For field punching standard sized 1-11/32 holes in metal studs.

Part No.
MSP20

