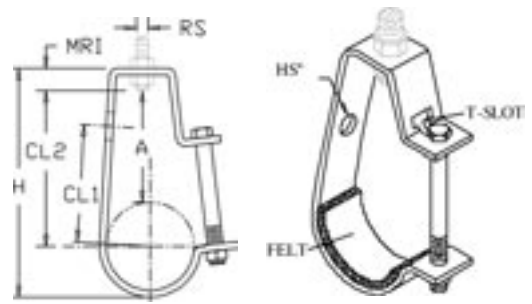


J-Hangers

Model #418

Galvanized J-Hanger

APPLICATION: Pipe support for static piping to be installed either before or while pipe is being suspended. T-slot hole for bolt head allows disengagement of side bolt without removing the nut on sizes 1/2" thru 4". The side hole permits wall mounting.



| Part No. | Pipe Size | H | CL1 | CL2 | RS | MRI | HS | A | Max. Recom. Load (lbs) | Finish* |
|-----------|-----------|---------|--------|---------|-----|--------|------|--------|------------------------|---------|
| 4180050EG | 1/2 | 3 | 1 | 1-1/2 | 3/8 | 9/16 | 7/16 | 1-1/8 | 400 | EG |
| 4180050FL | 1/2 | 3 | 1 | 1-1/2 | 3/8 | 9/16 | 7/16 | 1-1/8 | 400 | FL |
| 4180075EG | 3/4 | 3-3/8 | 1 | 1-9/16 | 3/8 | 9/16 | 7/16 | 1-5/16 | 400 | EG |
| 4180075FL | 3/4 | 3-3/8 | 1 | 1-9/16 | 3/8 | 9/16 | 7/16 | 1-1/2 | 400 | FL |
| 4180100EG | 1 | 3-11/16 | 1-1/2 | 2-1/8 | 3/8 | 9/16 | 7/16 | 1-1/2 | 400 | EG |
| 4180100FL | 1 | 3-11/16 | 1-1/2 | 2-1/8 | 3/8 | 9/16 | 7/16 | 1-1/2 | 400 | FL |
| 4180125EG | 1-1/4 | 4-1/2 | 1-7/8 | 2-5/8 | 3/8 | 9/16 | 7/16 | 1-3/4 | 400 | EG |
| 4180125FL | 1-1/4 | 4-1/2 | 1-7/8 | 2-5/8 | 3/8 | 9/16 | 7/16 | 1-3/4 | 400 | FL |
| 4180150EG | 1-1/2 | 4-13/16 | 2-1/8 | 2-13/16 | 3/8 | 9/16 | 7/16 | 1-7/16 | 400 | EG |
| 4180150FL | 1-1/2 | 4-13/16 | 2-1/8 | 2-13/16 | 3/8 | 9/16 | 7/16 | 1-7/16 | 400 | FL |
| 4180200EG | 2 | 5-11/16 | 2-9/16 | 3-7/16 | 3/8 | 9/16 | 7/16 | 2-1/4 | 400 | EG |
| 4180200FL | 2 | 5-11/16 | 2-9/16 | 3-7/16 | 3/8 | 9/16 | 7/16 | 2-1/4 | 400 | FL |
| 4180250EG | 2-1/2 | 6-3/4 | 2-3/8 | 4-1/16 | 1/2 | 11/16 | 9/16 | 2-5/8 | 800 | EG |
| 4180250FL | 2-1/2 | 6-3/4 | 2-3/8 | 4-1/16 | 1/2 | 11/16 | 9/16 | 2-5/8 | 800 | FL |
| 4180300EG | 3 | 7-11/16 | 3 | 4-3/4 | 1/2 | 11/16 | 9/16 | 3 | 800 | EG |
| 4180300FL | 3 | 7-11/16 | 3 | 4-3/4 | 1/2 | 11/16 | 9/16 | 3 | 800 | FL |
| 4180350FL | 3-1/2 | 8-9/16 | 3-1/2 | 5-1/4 | 1/2 | 11/16 | 9/16 | 3-1/4 | 800 | FL |
| 4180400EG | 4 | 9-3/16 | 3-1/2 | 5-5/8 | 5/8 | 13/16 | 9/16 | 3-3/8 | 800 | EG |
| 4180400FL | 4 | 9-3/16 | 4-1/16 | 5-5/8 | 5/8 | 13/16 | 9/16 | 3-3/8 | 800 | FL |
| 4180500EG | 5 | 10 | 4-7/16 | 5-3/4 | 5/8 | 13/16 | 9/16 | 3-3/8 | 800 | EG |
| 4180600EG | 6 | 11-5/8 | 5-1/8 | 6-11/16 | 3/4 | 15/16 | 9/16 | 3-3/8 | 1000 | EG |
| 4180800EG | 8 | 14-1/16 | 5-7/8 | 7-3/4 | 7/8 | 1-1/16 | 9/16 | 3-7/16 | 1200 | EG |



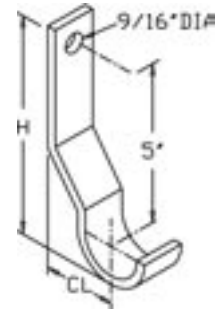
All dimensions are in inches unless otherwise noted.
 *See page 2 for finish and material descriptions. All material is Carbon Steel unless otherwise noted.

J-Hangers

Model #457 Return Line J-Hook

APPLICATION: Support for stationary horizontal pipe 1" off the wall to provide clearance for fittings.

NOTE: Follow fastener manufacturer's recommended shear and pull-out strength when fastening to the structure.



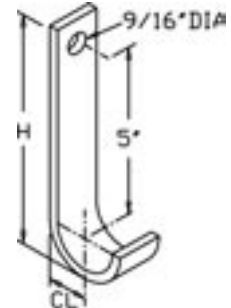
| Part No. | Pipe Size | H | CL | Max Recom. Load (lbs) | Finish* |
|-----------|-----------|---------|---------|-----------------------|---------|
| 4570050PL | 1/2 | 6-3/8 | 1-1/2 | 200 | PL |
| 4570075PL | 3/4 | 6-1/2 | 1-5/8 | 200 | PL |
| 4570100PL | 1 | 6-11/16 | 1-3/4 | 200 | PL |
| 4570125PL | 1-1/4 | 6-13/16 | 1-7/8 | 200 | PL |
| 4570150PL | 1-1/2 | 6-15/16 | 2 | 200 | PL |
| 4570200PL | 2 | 7-1/4 | 2-1/4 | 200 | PL |
| 4570250PL | 2-1/2 | 7-7/16 | 2-1/2 | 350 | PL |
| 4570300PL | 3 | 7-3/4 | 2-13/16 | 350 | PL |
| 4570400PL | 4 | 8-1/4 | 3-5/16 | 450 | PL |

Conforms With: Federal Specification **WW-H-171** (Type 27).

Model #458 Straight J-Hook

APPLICATION: Support for stationary horizontal pipe along the wall.

NOTE: Follow fastener manufacturer's recommended shear and pull-out strength when fastening to the structure.



| Part No. | Pipe Size | H | CL | Max Recom. Load (lbs) | Finish* |
|-----------|-----------|---------|--------|-----------------------|---------|
| 4580050PL | 1/2 | 6-3/16 | 11/16 | 200 | PL |
| 4580075PL | 3/4 | 6-5/16 | 13/16 | 200 | PL |
| 4580100PL | 1 | 6-7/16 | 1 | 200 | PL |
| 4580125PL | 1-1/4 | 6-9/16 | 1-1/8 | 200 | PL |
| 4580150PL | 1-1/2 | 6-11/16 | 1-1/4 | 200 | PL |
| 4580200PL | 2 | 6-15/16 | 1-1/2 | 200 | PL |
| 4580250PL | 2-1/2 | 7-3/16 | 1-3/4 | 350 | PL |
| 4580300PL | 3 | 7-1/2 | 2-1/16 | 350 | PL |
| 4580400PL | 4 | 8 | 2-7/16 | 450 | PL |

10

All dimensions are in inches unless otherwise noted.

*See page 2 for finish and material descriptions. All material is Carbon Steel unless otherwise noted.