


Reliable®

Ball Drip
Sight Drain
Drum Drip
Control Valve Seal
Fill Cup
Inspectors Test Connections
Pressure Gauges

Model C — Automatic Ball Drip

An automatic drain valve horizontally installed at the low point in the fire department connection piping of automatic sprinkler systems. Water pressure from a fire department pumper automatically closes this valve. It automatically re-opens when pressure ceases, permitting this piping to drain and thereby preventing freezing. Made of bronze and available with $\frac{3}{4}$ " (R $\frac{3}{4}$) or $\frac{1}{2}$ " NPT (R $\frac{1}{2}$) female inlet connection. FM approved. Length: $2\frac{9}{16}$ ". Maximum working pressure: 175psi (12bar).



Model C - Mechanical Ball Drip Valve

The Model C Mechanical Ball Drip Valve is a listed trim component used in the alarm line of Reliable Model A & D dry valves, Model DDX deluge and DDX preaction valves. The mechanical ball drip valve is designed to close upon activation of the dry or deluge valve when sufficient flow is present in the alarm line. In the normal or open position the mechanical ball drip allows for the relieving of pressure in the alarm chamber of the valve. After valve activation, push in the plunger of the mechanical ball drip valve to manually release the water pressure and to drain the alarm line of the valve. Made of bronze and available with $\frac{1}{2}$ " NPT (R $\frac{1}{2}$) female inlet connection. FM approved. Length: $3\frac{1}{2}$ ". Maximum working pressure: 175 psi (12 bar).



Model C — 2" (50 mm) Sight Drain

Designed for installation in drain lines of sprinkler systems that connect with closed drains. Made of cast iron with clear plastic tube. Has 2" NPT (50mm) female pipe connection. Length: 6" (152mm).



Model B — Drum Drip

Permits draining the low points of dry pipe systems without tripping the system. Made of cast iron with $\frac{3}{4}$ " NPT (R $\frac{3}{4}$) female pipe connection at each end. Diameter: $6\frac{1}{2}$ " (165mm). Length: $7\frac{3}{4}$ " (197mm).



Model A — Control Valve Seal

Made of tin-plated steel. Two piece, snap type construction. Outer piece holes are sized for use with standard sealing wire (wire not included). Diameter: $\frac{7}{8}$ " (22mm).



Model A — Fill Cup

Made of cast iron. Available with $\frac{1}{2}$ " or $\frac{3}{4}$ " NPT (R $\frac{1}{2}$ or R $\frac{3}{4}$) female pipe connection. Cup Diameter: $3\frac{3}{4}$ " (95mm). Length: $2\frac{1}{4}$ " (57mm).



Inspectors Test Connections


Installed in the test line of sprinkler systems to test alarms by simulating the flow of water through a sprinkler.

• Model A — Blind Test Connection

Designed for installation in test lines of sprinkler systems that connect to open drains. Made of bronze with 1" NPT female pipe connections. Orifice gives flow equivalent to one nominal 1/2" (15mm) orifice sprinkler.

Length: 1 7/8" (48mm).

Maximum working pressure: 175psi (12bar).




• Model B — Sight Test Connection

Designed for installation on the drain side of the test valve in a test line that connects to a closed drain.

Made of cast iron with clear tube. Smooth bore non-corrosive orifice gives flow equivalent to one nominal 1/2" (15mm) orifice sprinkler. Has 1" NPT pipe connections.

Length: 5 1/16" (129mm).



• Model UA — Water Pressure Gauge

Range 0 to 300psi in 5psi increments, and 0 to 2000 kPa in 50kPa increments. 1/4" NPT (R 1/4) male pipe connection. Case: 3 1/2" diameter (89mm). Height: 4 3/4" (121mm). Also available (not shown) with a range of 0 to 600psi (4000kPa) with 10psi (100kPa) increments.

Accuracy: ANSI B40.1 Grade B (3–2–3%)

Underwriters Laboratories Listed

Factory Mutual Approved



• Model UA — Air Pressure Gauge

Range 0 to 80psi in 1psi increments, and 0 to 550kPa in 10kPa increments. Retard to 250psi and 1750kPa. 1/4" NPT (R 1/4) male pipe connection. Case: 3 1/2" diameter (89mm). Height: 4 3/4" (121mm).

Accuracy: ANSI B40.1 Grade B (3–2–3%)

Underwriters Laboratories Listed

Factory Mutual Approved



• Low Air Pressure Diaphragm Gauge

Range 0 to 60 oz. in 1 oz. increments, and 1/4" NPT (R 1/4) male pipe connection. Case: 1/2" diameter (63.5mm). Height: 3 1/2" (88.9mm).



The equipment presented in this bulletin is to be installed in accordance with the latest published Standards of the National Fire Protection Association, Factory Mutual Research Corporation, or other similar organizations and also with the provisions of governmental codes or ordinances whenever applicable.

Products manufactured and distributed by Reliable have been protecting life and property for over 90 years, and are installed and serviced by the most highly qualified and reputable sprinkler contractors located throughout the United States, Canada and foreign countries.

Manufactured by

Reliable[®]

The Reliable Automatic Sprinkler Co., Inc.

(800) 431-1588

(800) 848-6051

(914) 829-2042

www.reliablesprinkler.com

Sales Offices

Sales Fax

Corporate Offices

Internet Address



Recycled
Paper

Revision lines indicate updated or new data.

EG. Printed in U.S.A 08/11

P/N 9999970037