

# Reliable®

## Residential Sprinkler Ordering Guide

**This guide has been created for you to use as a handy reference tool when ordering Residential Sprinklers and related Fire Protection Products. For specific Approvals, Listings, Design Parameters and Available Finishes, please refer to the latest Technical Bulletin.**

Please send your completed form to us via fax to your nearest location.  
If you have any questions, please contact your regional sales center.  
We are here to assist you in any way possible.

Purchase Order: \_\_\_\_\_  
Project Name: \_\_\_\_\_  
Contact: \_\_\_\_\_  
Company: \_\_\_\_\_  
Phone #: \_\_\_\_\_  
Address: \_\_\_\_\_  
City: \_\_\_\_\_ St. \_\_\_\_\_ Zip: \_\_\_\_\_

### Sprinklers:

F1/RES 49 Sprinkler (Pendent & Rec. Pendent)	Page 3
RFC 43 Concealed Flat	Page 3
F1/RES 49 CCP (Concealed Dome Style)	Page 3
F1/RES 44 (HSW & Rec. HSW)	Page 3
F1/RES 44 SWC (Concealed Horizontal Sidewall)	Page 4
F1/RES 58 Sprinkler (Pendent & Rec. Pendent)	Page 4
RFC 56 Concealed Flat	Page 4
F1/RES 58 CCP (Concealed Dome Style)	Page 4
F1/RES 58 (HSW & Rec. HSW)	Page 4

### Cover Plates:

CRFC Concealed Cover Plate (For use with RFC 43 Sprinkler)	Page 3
CCP Concealed Cover Plate (For RES 44 SWC)	Page 3
CCP Concealed Cover Plate (For RES 49 CCP)	Page 3
G4 Concealed Cover Plate (Flat Cover Plate)	Page 4

### Escutcheons & Wrenches:

Escutcheons (G/F1, G/F2, B, C, HB, FP)	Page 5
Residential Sprinkler Wrenches	Page 5

### Sprinkler Cabinets:

Sprinkler Cabinets for Replacement Sprinklers	Page 5
---	--------

### Riser Assemblies, Valves, Detectors & Accessories:

Residential Sprinkler Riser Assemblies	Page 6
Threaded Globe Valves (Globe, Ball, Check, Backflow Prevention)	Page 6
Waterflow Detectors	Page 6
Electric Bells	Page 7
Miscellaneous Accessories	Page 7

### System Components:

CPVC Pipe	Page 8
Antifreeze	Page 8
Grooved Coupling Adapter	Page 9
Caps, Cross, Cross Reducing	Page 9
Cement, Blue 75 Thread Sealant	Page 9
Sprinkler Adapters	Page 10
Coupling, Coupling Reducers	Page 10
Tees	Page 11
Bushing Reducer	Page 11
Adapter Sprinkler Head Socket (Brass, Stainless Steel Band)	Page 11
Reducing Tee	Page 12
Run Reducer Tee	Page 12
Sprinkler Head Adapter Tee	Page 12
Elbows (45°, 90°)	Page 13
Reducing Elbows (90°)	Page 13
90° Elbow Sprinkler Head Adapter	Page 13
Tee (Straight)	Page 13
CPVC Hangers	Page 14

New York, NY  
Tel.: 800.431.1588  
Fax: 800.848.6051

Atlanta, GA  
Tel.: 800.652.1819  
Fax: 800.848.6052

Chicago, IL  
Tel.: 800.228.6274  
Fax: 800.848.6053

Dallas, TX  
Tel.: 800.442.6742  
Fax: 800.848.6054

Los Angeles, CA  
Tel.: 800.352.4365  
Fax: 800.848.6055

Mexico & Latin America  
Tel.: 972.243.1472  
Fax: 972.243.1428

Washington, DC  
Tel.: 877.883.8831  
Fax: 877.851.1553

Orlando, FL  
Tel.: 800.801.3097  
Fax: 800.862.0934

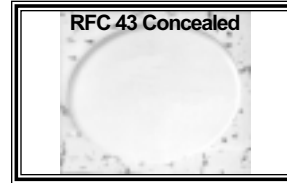
Minneapolis, MN  
Tel.: 877.827.2816  
Fax: 877.827.3043

Denver, CO  
Tel.: 877.440.2598  
Fax: 877.205.7230

Seattle, WA  
Tel.: 877.327.2563  
Fax: 877.327.2574

Mexico (Toll Free)  
Tel.: 001.866.272.2522  
Fax: 001.866.252.4451

To order any of the parts shown in this Ordering Guide, please complete the form below and fax to your nearest sales location (see Page 2)



<b>PENDENT AND RECESSED PENDENT SPRINKLERS K = 4.9</b>						
Model	Finish	Temperature	Part Number	SIN#	Quantity	
F1/RES 49	Bronze	155°F 68°C	49B	R3516		
F1/RES 49	Chrome	155°F 68°C	49C	R3516		
F1/RES 49	White	155°F 68°C	49W	R3516		
F1/RES 49	Bronze	175° 79°C	49B5	R3516		
F1/RES 49	Chrome	175° 79°C	49C5	R3516		
F1/RES 49	White	175° 79°C	49W5	R3516		
<b>CONCEALED, FLAT COVERPLATE, SPRINKLERS K = 4.3</b>						
RFC 43	Bronze	165°F 74°C	RFC	RA0612		
<b>PUSH-ON / THREAD-OFF COVERPLATES FOR RFC 43, FLAT PLATE, CONCEALED SPRINKLERS - 135 °F</b>						
CRFC	Bronze	1/2" adj./135°F	CRFCB	-----		
CRFC	Chrome	1/2" adj./135°F	CRFCC	-----		
CRFC	White	1/2" adj./135°F	CRFCW	-----		
CRFC	Specialty	1/2" adj./135°F	CRFCSP	-----		
<b>CONCEALED, DOME STYLE, SPRINKLERS K = 4.9</b>						
F1/RES 49 CCP	Bronze	135°F 37°C	49CCP0	R3516		
F1/RES 49 CCP	Bronze	155°F 68°C	49CCP1	R3516		
<b>COVERPLATES FOR CCP SPRINKLERS</b>						
CCP	Bright Brass	1/2" adj./135°F	CCP0BB	-----		
CCP	Chrome	1/2" adj./135°F	CCP0C	-----		
CCP	White	1/2" adj./135°F	CCP0W	-----		
CCP	Specialty	1/2" adj./135°F	CCP0SP	-----		
C 1/2"	Bright Brass	5/16" adj./135°F	CCP05BB	-----		
C 1/2"	Chrome	5/16" adj./135°F	CCP05C	-----		
C 1/2"	White	5/16" adj./135°F	CCP05W	-----		
CCP	Specialty	5/16" adj./135°F	CCP05SP	-----		
<b>HORIZONTAL SIDEWALL AND RECESSED HORIZONTAL SIDEWALL SPRINKLERS K = 4.4</b>						
F1/RES 44	Bronze	155°F 68°C	44B	R3531		
F1/RES 44	Chrome	155°F 68°C	44C	R3531		
F1/RES 44	White	155°F 68°C	44W	R3531		
F1/RES 44	Bronze	175° 79°C	44B5	R3531		
F1/RES 44	Chrome	175° 79°C	44C5	R3531		
F1/RES 44	White	175° 79°C	44W5	R3531		



To order any of the parts shown in this Ordering Guide, please complete the form below and fax to your nearest sales location (see Page 2)



<b>CONCEALED HORIZONTAL SIDEWALL SPRINKLERS K = 4.4</b>					
Model	Finish	Temperature	Part Number	SIN #	Quantity
F1/RES 44 SWC	Bronze	155°F 68°C	SWC44	R3531	
<b>COVERPLATES FOR CONCEALED HORIZONTAL SIDEWALL SPRINKLERS</b>					
CCP Concealed	White	1/2" adj./135°F	CHWNS	-----	
CCP Concealed	Specialty	1/2" adj./135°F	CHSP	-----	


### Residential Sprinklers used in NFPA applications requiring a minimum .10 design density

<b>PENDENT AND RECESSED PENDENT SPRINKLERS K = 5.8</b>					
Model	Finish	Temperature	Part Number	SIN#	Quantity
F1/RES 58	Bronze	155°F 68°C	58P1B	R3513	
F1/RES 58	Chrome	155°F 68°C	58P1C	R3513	
F1/RES 58	White	155°F 68°C	58P1W	R3513	
F1/RES 58	Bronze	175° 79°C	58P5B	R3513	
F1/RES 58	Chrome	175° 79°C	58P5C	R3513	
F1/RES 58	White	175° 79°C	58P5W	R3513	
<b>CONCEALED, FLAT COVERPLATE, SPRINKLERS K = 5.6</b>					
RFC 56	Bronze	165°F 74°C	RFC56	RA0914	
<b>COVERPLATES FOR RFC 56, FLAT PLATE, CONCEALED SPRINKLERS - 135</b>					
G4	Bronze	1/2" adj./135°F	CG40B	-----	
G4	Chrome	1/2" adj./135°F	CG40C	-----	
G4	White	1/2" adj./135°F	CG40W	-----	
G4	Specialty	1/2" adj./135°F	CG40SP	-----	
<b>CONCEALED, DOME STYLE, SPRINKLERS K = 5.8</b>					
F1/RES 58 CCP	Bronze	155°F 68°C	58CCP0	R3513	
F1/RES 58 CCP	Bronze	175° 79°C	58CCP1	R3513	
<b>COVERPLATES FOR CCP SPRINKLERS</b>					
CCP	Bright Brass	1/2" adj./135°F	CCP0BB	-----	
CCP	Chrome	1/2" adj./135°F	CCP0C	-----	
CCP	White	1/2" adj./135°F	CCP0W	-----	
CCP	Specialty	1/2" adj./135°F	CCP0SP	-----	
C 1/2"	Bright Brass	5/16" adj./135°F	CCP05BB	-----	
C 1/2"	Chrome	5/16" adj./135°F	CCP05C	-----	
C 1/2"	White	5/16" adj./135°F	CCP05W	-----	
CCP	Specialty	5/16" adj./135°F	CCP05SP	-----	
<b>HORIZONTAL SIDEWALL AND RECESSED HORIZONTAL SIDEWALL SPRINKLERS K = 5.8</b>					
F1/RES 58	Bronze	155°F 68°C	58H1B	R3533	
F1/RES 58	Chrome	155°F 68°C	58H1C	R3533	
F1/RES 58	White	155°F 68°C	58H1W	R3533	
F1/RES 58	Bronze	175° 79°C	58H5B	R3533	
F1/RES 58	Chrome	175° 79°C	58H5C	R3533	
F1/RES 58	White	175° 79°C	58H5W	R3533	



<b>ESCUTCHEONS FOR RECESSED PENDENT SPRINKLERS - ALL 2-PIECE</b>				
Model	Finish	Description	Part Number	Quantity
G/F1	Brass	3/4" adjustment	GF1B	
G/F1	Chrome	3/4" adjustment	GF1C	
G/F1	White	3/4" adjustment	GF1W	
G/F2	Bright Brass	1/2" adjustment	GF2B	
G/F2	Chrome	1/2" adjustment	GF2C	
G/F2	White	1/2" adjustment	GF2W	
<b>ESCUTCHEONS FOR SURFACE MOUNT PENDENT SPRINKLERS</b>				
B 1/2"	Bronze	1 piece flat	BB	
B 1/2"	Chrome	1 piece flat	BC	
B 1/2"	White	1 piece flat	BW	
C 1/2"	Bright Brass	1 piece flush	CBB	
C 1/2"	Chrome	1 piece flush	CC	
C 1/2"	White	1 piece flush	CW	
<b>LONG 2 PIECE ESCUTCHEONS - SPRINKLERS MUST BE CALCULATED FOR 4" - 8" BELOW CEILING</b>				
HB 1/2"	Brass	telescoping	HBB	
HB 1/2"	Chrome	telescoping	HBC	
HB 1/2"	White	telescoping	HBW	
<b>PUSH-ON / THREAD-OFF, 2-PIECE ESCUTCHEONS - SPRINKLERS CALCULATED WITH CCP FLOWS</b>				
FP	Chrome	1/2" adjustment	FPC	
FP	White	1/2" adjustment	FPW	
<b>SPRINKLER WRENCHES</b>				
Model	For these Sprinkler Models	Part Number	Quantity	
D	Surface/Flush: Pendent and HSW	WD		
GFR1	Recessed: Pendent/HSW/CCP/SWC	WDFR		
FC	RFC43	WFC		
G4	RFC56	WG4		
<b>SPRINKLER CABINETS FOR REPLACEMENT SPRINKLERS</b>				
A4	For 3 Sprinklers	3CAB		
A4	For 6 Sprinklers	6CAB		
A4 Large	For 6 CCP/RFC 43/RFC 56	6LCAB		
A4	For 12 Sprinklers	12CAB		
A3	For 12 CCP/RFC 43/RFC 56	A312CAB		

To order any of the parts shown in this Ordering Guide, please complete the form below and fax to your nearest sales location (see Page 2)



### RESIDENTIAL SPRINKLER RISER ASSEMBLIES

Model	Description	Part Number	Quantity
1"	Base Unit	1RR	
1"	Base Unit & Pressure Relief Valve/Trim	1RRT	
1-1/2"	Base Unit	15RR	
1-1/2"	Base Unit & Pressure Relief Valve/Trim	15RRT	
2"	Base Unit	2RR	
2"	Base Unit & Pressure Relief Valve/Trim	2RRT	
1" Multipurpose	Base Unit for Combination Systems	1MPR	
All Sizes	Pressure Relief Valve/Trim Kit	RRT	
Bracket	Support Bracket	RRB	

### GLOBE VALVES, THREADED

1"	Foreign	1GV	
1"	Domestic	1GVN	
1-1/4"	Foreign	125GV	
1-1/4"	Domestic	125GVN	
1-1/2"	Foreign	15GV	
1-1/2"	Domestic	15GVN	
2"	Foreign	2GV	
2"	Domestic	2GVN	

### BALL VALVES, THREADED

1"	Foreign	1BV	
1"	Domestic	1BVN	
1-1/4"	Foreign	125BV	
1-1/4"	Domestic	125BVN	
1-1/2"	Foreign	15BV	
1-1/2"	Domestic	15BVN	
2"	Foreign	2BV	
2"	Domestic	2BVN	

### CHECK VALVES, THREADED

1"	Foreign	1CV	
1"	Domestic	1CVN	
1-1/4"	Foreign	125CV	
1-1/4"	Domestic	125CVN	
1-1/2"	Foreign	15CV	
1-1/2"	Domestic	15CVN	
2"	Foreign	2CV	
2"	Domestic	2CVN	

### BACKFLOW PREVENTION VALVES

See latest Reliable Price Book for ordering information

### WATERFLOW DETECTORS

1" - 2"	T-Tap	TTAP	
2"	Model WFD	2W	

To order any of the parts shown in this Ordering Guide, please complete the form below and fax to your nearest sales location (see Page 2)



<b>ELECTRIC BELLS</b>			
<b>Model</b>	<b>Description</b>	<b>Part Number</b>	<b>Quantity</b>
6"	24 Volt DC	6KMS	
6"	120 Volt AC	6KBS	
8"	24 Volt DC	8KMS	
8"	120 Volt AC	8KBS	
10"	24 Volt DC	10KMS	
10"	120 Volt AC	10KBS	
Sounder	24 Volt DC	6999990740	
Sounder/Strobe	24 Volt DC	6999991044	
Back Box	Weatherproof for outside installation	WBB	
<b>ACCESSORIES</b>			
<b>Model</b>	<b>Description</b>	<b>Part Number</b>	<b>Quantity</b>
Gauge	Water Pressure Gauge	WATER	
Sign	Valve Control	6892011000	
Sign	Main Drain*	MDS	
Sign	Auxiliary Drain	ADS	
Sign	Inspectors Test	ITS	
Sign	Hydraulic Calculation	HCS	
Sign	Fire Alarm	FAS	
1' Chain			
S Hook			
Teflon Tape	Roll - 1/2" width	6999992086	
Teflon Tape	Roll - 3/4" width	6999991902	

\* Not required when using the Residential Riser

Items shown on this sheet may not be stocked at all Reliable warehouses. Please contact your local Reliable Warehouse for Availability. Refer to technical data sheets for specific listings, approvals and design parameters.



## System Components - Plastic Pipe

To order any of the parts shown in this Ordering Guide, please complete the form below and fax to your nearest sales location (see Page 2).

<b>CPVC PIPE<sup>1</sup></b>				
<b>Part Name</b>	<b>Part Number</b>	<b>Per Box</b>	<b>Per Lift</b>	<b>Quantity</b>
3/4"	75CPVC	210 ft.	7560 ft.	
1"	1CPVC	210 ft.	6210 ft.	
1-1/4"	125CPVC	120 ft.	2970 ft.	
1-1/2"	15CPVC	165 ft.	2475 ft.	
2"	2CPVC	120 ft.	1800 ft.	
2-1/2"	25CPVC	105 ft.	630 ft.	
3"	3CPVC	75 ft.	600 ft.	

<sup>1</sup>Prices are per foot for pipe. All pipe is sold in full 15 foot lengths.

<b>ANTIFREEZE<sup>2</sup></b>				
<b>FireFighter GL - Glycerin</b>				
Ready - To - Use	6999994898			
Concentrate	6999992315			

<sup>2</sup> Five Gallon Units.

Items shown on this sheet may not be stocked at all Reliable warehouses. Please contact your local Reliable Warehouse for Availability. Refer to technical data sheets for specific listings, approvals and design parameters.



## System Components - Plastic Fittings

To order any of the parts shown in this Ordering Guide, please complete the form below and fax to your nearest sales location (see Page 2)

<b>GROOVED COUPLING ADAPTER</b>			
<b>Part Name</b>	<b>Part Number</b>	<b>Box Qty</b>	<b>Quantity</b>
1-1/4"	4233012	15	
1-1/2"	4233015	15	
2"	4233020	15	
2-1/2"	4233025	10	
3"	4233030	5	
<b>CAPS</b>			
3/4"	4247007	25	
1"	4247010	15	
1-1/4"	4247012	10	
1-1/2"	4247015	10	
2"	4247020	10	
2-1/2"	4247025	10	
3"	4247030	5	
<b>CROSS</b>			
3/4"	4220007	15	
1"	4220010	15	
1-1/4"	4220012	10	
1-1/2"	4220015	5	
2"	4220020	5	
2-1/2"	4220025	5	
3"	4220030	5	
<b>CROSS REDUCING</b>			
1" x 1" x 3/4" x 3/4"	4220131	15	
<b>CEMENT</b>			
Pint	FS3020	12	
Quart	FS3030	12	
Dauber - Pint	DP150	100	
Dauber - Quart	DQ150	100	
Primer - Pint	FS1020	12	
Primer - Quart	FS1030	12	
One-Step Cement - Pint	FS4020	12	
One-Step Cement - Qrt	FS4030	12	
<b>BLUE 75 THREAD SEALANT</b>			
Pint	7175000002	12	
Quart	7175050002	12	

Items shown on this sheet may not be stocked at all Reliable warehouses. Please contact your local Reliable Warehouse for Availability. Refer to technical data sheets for specific listings, approvals and design parameters.

<b>ADAPTER - SPRINKLER HEAD, SPIGOT (BRASS THREADED)</b>			
<b>Part Name</b>	<b>Part Number</b>	<b>Box Qty</b>	<b>Quantity</b>
3/4" SPG x 1/2"T	4238101	50	
1" SPG x 1/2"T	4238130	50	
<b>ADAPTER - SPRINKLER HEAD, SPIGOT (STAINLESS STEEL BAND)</b>			
3/4" SPG x 1/2"T	4238101SR	50	
1" SPG x 1/2"T	4238130SR	50	
<b>ADAPTER - SPRINKLER HEAD, ADJUSTABLE, SOCKET</b>			
3/4" S x 1/2"T	42001	10	
1" S x 1/2"T	42011	10	
<b>ADAPTER - SPRINKLER HEAD, ADJUSTABLE, SPIGOT</b>			
1" SPG x 1/2"T	42014	10	
<b>ADAPTER - FEMALE (BRASS THREADED)</b>			
3/4"	4235007	15	
1"	4235010	15	
1-1/4"	4235012	15	
1-1/2"	4235015	10	
2"	4235020	5	
<b>ADAPTER - FEMALE (STAINLESS STEEL BAND)</b>			
3/4"	4235007SR	25	
1"	4235010SR	25	
1-1/4"	4235012SR	10	
<b>ADAPTER - FEMALE SPIGOT (STAINLESS STEEL BAND)</b>			
3/4"	7139030301		
1"	7139040401		
<b>COUPLING</b>			
3/4"	4229007	15	
1"	4229010	15	
1-1/4"	4229012	10	
1-1/2"	4229015	10	
2"	4229020	10	
2-1/2"	4229025	5	
3"	4229030	5	
<b>COUPLING - REDUCER</b>			
1 x 3/4"	4229131	15	
1-1/4 x 1"	4229168	25	
1-1/2 x 1"	4229211	10	
1-1/2 x 1-1/4"	4229212	10	
2 x 1-1/2"	4229251	10	

Items shown on this sheet may not be stocked at all Reliable warehouses. Please contact your local Reliable Warehouse for Availability. Refer to technical data sheets for specific listings, approvals and design parameters.



## System Components - Plastic Fittings

To order any of the parts shown in this Ordering Guide, please complete the form below and fax to your nearest sales location (see Page 2)

<b>TEE - SPRINKLER HEAD ADAPTER (STAINLESS STEEL BAND)</b>			
<b>Part Name</b>	<b>Part Number</b>	<b>Box Qty</b>	<b>Quantity</b>
3/4 x 3/4 x 1/2"T	4202101SR	50	
1 x 1 x 1/2"T	4202130SR	50	
1 x 1 x 1"T	4202010SR	10	
1-1/2 x 1-1/4 x 1/2"T	4202199SR	10	
1-1/2 x 1-1/2 x 1/2"T	4202209SR	10	
2 x 1-1/2 x 1/2"T	4202237SR	10	
2 x 2 x 1/2"T	4202247SR	10	
<b>TEE - RUN REDUCER ADAPTER</b>			
1 x 3/4 x 1/2"T	4202124	50	
1-1/4 x 1 x 1/2"T	4202156	50	
1-1/2 x 1-1/4 x 1/2"T	4202199	10	
2 x 1-1/2 x 1/2"T	4202237	10	
<b>BUSHING - REDUCER</b>			
1 x 3/4"	4237131	50	
1-1/4 x 3/4"	4237167	25	
1-1/4 x 1"	4237168	25	
1-1/2 x 3/4"	4237210	25	
1-1/2 x 1"	4237211	25	
1-1/2 x 1-1/4"	4237212	25	
2 x 3/4"	4237248	10	
2 x 1"	4237249	10	
2 x 1-1/4"	4237250	10	
2 x 1-1/2"	4237251	10	
2-1/2 x 1-1/4"	4237290	10	
2-1/2 x 1-1/2"	4237291	10	
2-1/2 x 2"	4237292	10	
3 x 2"	4237338	10	
3 x 2-1/2"	4237339	10	
<b>ADAPTER - SPRINKLER HEAD, SOCKET (BRASS THREADED)</b>			
3/4" S x 1/2"T	4235101	50	
1" S x 1/2"T	4235130	50	
1" S x 3/4"T	4235131	50	
<b>ADAPTER - SPRINKLER HEAD, SOCKET (STAINLESS STEEL BAND)</b>			
3/4" S x 1/2"T	4235101SR	50	
1" S x 1/2"T	4235130SR	50	
1" S x 3/4"T	42351315SR	25	

Items shown on this sheet may not be stocked at all Reliable warehouses. Please contact your local Reliable Warehouse for Availability. Refer to technical data sheets for specific listings, approvals and design parameters.

To order any of the parts shown in this Ordering Guide, please complete the form below and fax to your nearest sales location (see Page 2)

<b>TEE - REDUCING</b>			
<b>Part Name</b>	<b>Part Number</b>	<b>Box Qty</b>	<b>Quantity</b>
1 x 1 x 3/4"	4201131	15	
1-1/4 x 1 x 3/4"	4201157	15	
1-1/4 x 1-1/4 x 3/4"	4201167	15	
1-1/4 x 1-1/4 x 1"	4201168	15	
1-1/2 x 1-1/4 x 3/4"	4201201	10	
1-1/2 x 1-1/4 x 1"	4201202	10	
1-1/2 x 1-1/2 x 3/4"	4201210	10	
1-1/2 x 1-1/2 x 1"	4201211	10	
1-1/2 x 1-1/2 x 1-1/4"	4201212	10	
2 x 2 x 3/4"	4201248	10	
2 x 2 x 1"	4201249	10	
2 x 2 x 1-1/2"	4201251	10	
2-1/2 x 2-1/2 x 1"	4201289	10	
2-1/2 x 2-1/2 x 1-1/4"	4201290	10	
2-1/2 x 2-1/2 x 1-1/2"	4201291	10	
3 x 3 x 2"	4201338	5	
3 x 3 x 2-1/2"	4201339	5	
<b>TEE - RUN REDUCER</b>			
3/4 x 3/4 x 1"	4201102	15	
1 x 3/4 x 3/4"	4201125	15	
1 x 3/4 x 1"	4201126	15	
1-1/4 x 1 x 1"	4201158	15	
1-1/4 x 1 x 1-1/4"	4201159	15	
1-1/4 x 1-1/4 x 1-1/2"	4201169	10	
1-1/2 x 1-1/2 x 2"	4201213	10	
<b>TEE - SPRINKLER HEAD ADAPTER (BRASS THREADED)</b>			
3/4 x 3/4 x 1/2"T	4202101	10	
1 x 1/2 x 1" Sha Tee	4203122	50	
1 x 1 x 1/2"T	4202130	50	
1 x 1 x 1"T	4202010	50	
1-1/4 x 1-1/4 x 1/2"T	4202166	15	
1-1/2 x 1-1/2 x 1/2"T	4202209	10	
2 x 2 x 1/2"T	4202247	10	

Items shown on this sheet may not be stocked at all Reliable warehouses. Please contact your local Reliable Warehouse for Availability. Refer to technical data sheets for specific listings, approvals and design parameters.



## System Components - Plastic Fittings

To order any of the parts shown in this Ordering Guide, please complete the form below and fax to your nearest sales location (see Page 2)

<b>45° ELBOWS</b>			
<b>Part Name</b>	<b>Part Number</b>	<b>Box Qty</b>	<b>Quantity</b>
3/4"	4217007	10	
1"	4217010	15	
1-1/4"	4217012	10	
1-1/2"	4217015	10	
2"	4217020	10	
2-1/2"	4217025	5	
3"	4217030	5	
<b>90° ELBOWS</b>			
3/4"	4206007	20	
1"	4206010	10	
1-1/4"	4206012	10	
1-1/2"	4206015	10	
2"	4206020	25	
2-1/2"	4206025	5	
3"	4206030	5	
<b>90° ELBOWS - REDUCING</b>			
1" x 3/4"	4206131	20	
<b>90° ELBOWS - SPRINKLER HEAD ADAPTER (BRASS)</b>			
3/4" x 1/2"T	4207101	20	
1" x 1/2"T	4207130	10	
1" x 3/4"T	4207131	25	
1-1/4" x 1/2"T	4207166	10	
<b>90° ELBOWS - SPRINKLER HEAD ADAPTER (STAINLESS STEEL)</b>			
3/4" x 1/2"T	4207101SR	50	
1" x 1/2"T	4207130SR	50	
<b>TEE - STRAIGHT</b>			
3/4"	4201007	15	
1"	4201010	15	
1-1/4"	4201012	10	
1-1/2"	4201015	10	
2"	4201020	10	
2-1/2"	4201025	10	
3"	4201030	5	

Items shown on this sheet may not be stocked at all Reliable warehouses. Please contact your local Reliable Warehouse for Availability. Refer to technical data sheets for specific listings, approvals and design parameters.

